

Scaled data based on original data using
LM-79-08 Approved Method: Electrical and Photometric Measurements of Solid-
State Lighting Products

Test Report Prepared for
Cooper Lighting Solutions
(formerly Eaton)

Brand: McGRAW-EDISON

Report Number: P270154

Luminaire Tested: **GWC-AF-01-LED-E1-SL2-7027-600**

Issue Date: 3/3/2020

Test Information

Test Method: LM-79-08
Report Number: P270154
TEST IS SCALED FROM IESNA LM-79-08 TEST DATA (P24286)
Test Lab: INNOVATION CENTER P2
Issue Date: 3/3/2020
Manufacturer: COOPER LIGHTING SOLUTIONS (FORMERLY EATON)
Product Line: MCGRAW-EDISON
Catalog Number: GWC-AF-01-LED-E1-SL2-7027-600
Description: GALLEON WALL LUMINAIRE
(1) 70 CRI, 2700K, 615mA LIGHTSQUARE WITH 16 LEDS EACH AND TYPE II SPILL
LIGHT ELIMINATOR OPTICS
Light Source: -
Ballast/Driver: ELECTRONIC DRIVER

Summary

Lumens per Lamp: N/A
Luminaire Lumens: 3563.8 lumens
Efficiency: N/A
Efficacy: 104.8 lumens/watt
Luminous Opening: Rectangular (W 0.5' x L: 0.5' x H: 0')
IES Classification: Type II - Short - Semi-Cutoff
BUG Rating: B1 - U0 - G1

Input Watts (W): 34
Input Voltage (V): NR
Input Current (Ain): NR
Voltage Rise (V): NR
Power Factor: NR
Total Harmonic Distortion (THDi): NR
Frequency (hertz): 60
Stabilization Time: NR
Operation Time: NR
Ambient Temperature (°C): NR
Test Distance: 25 FT

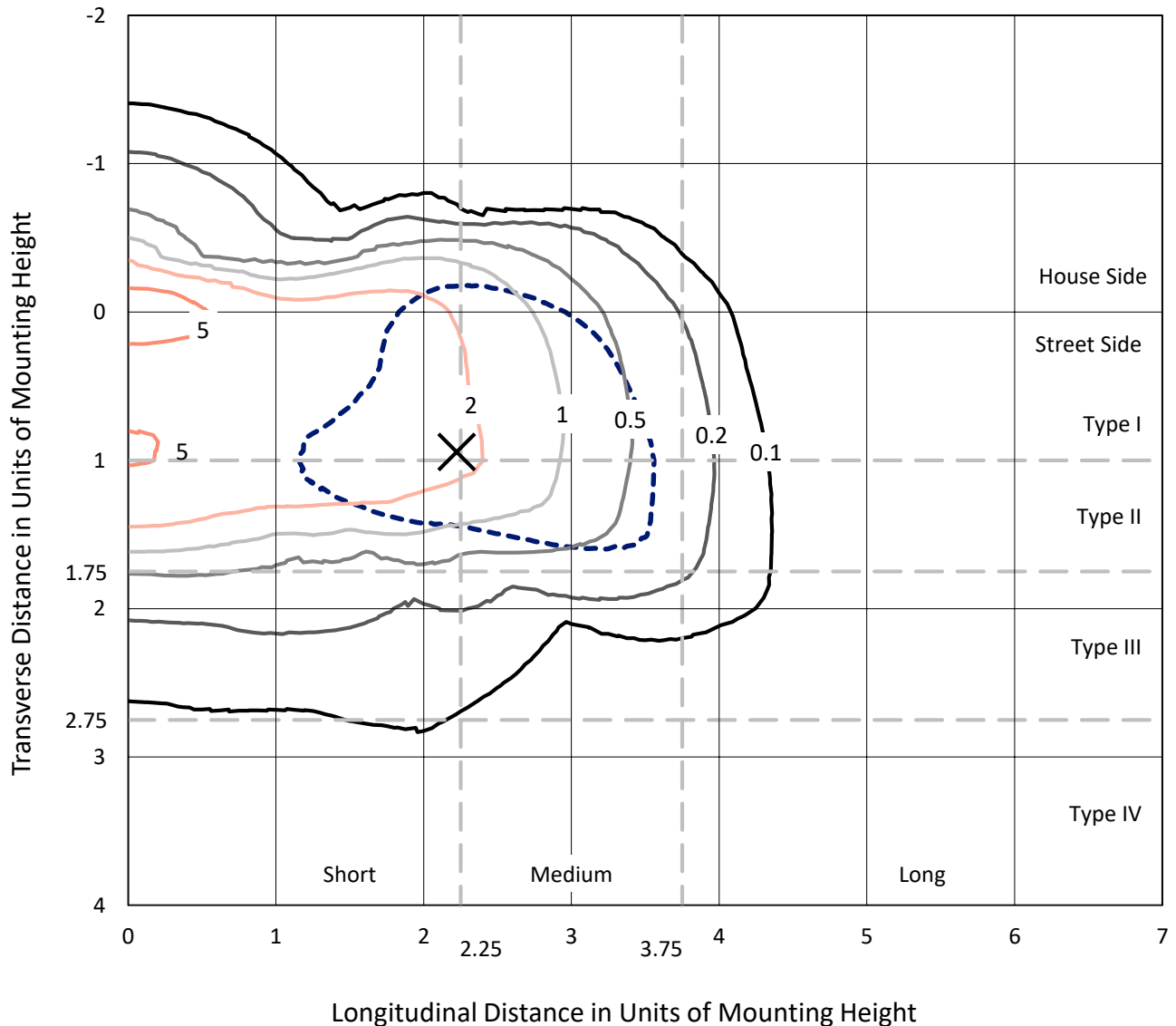


REPORT NUMBER: P270154

CATALOG NUMBER: GWC-AF-01-LED-E1-SL2-7027-600

Iso-Footcandle Lines of Horizontal Illumination

✕ Max cd
 - - - 1/2 Max cd

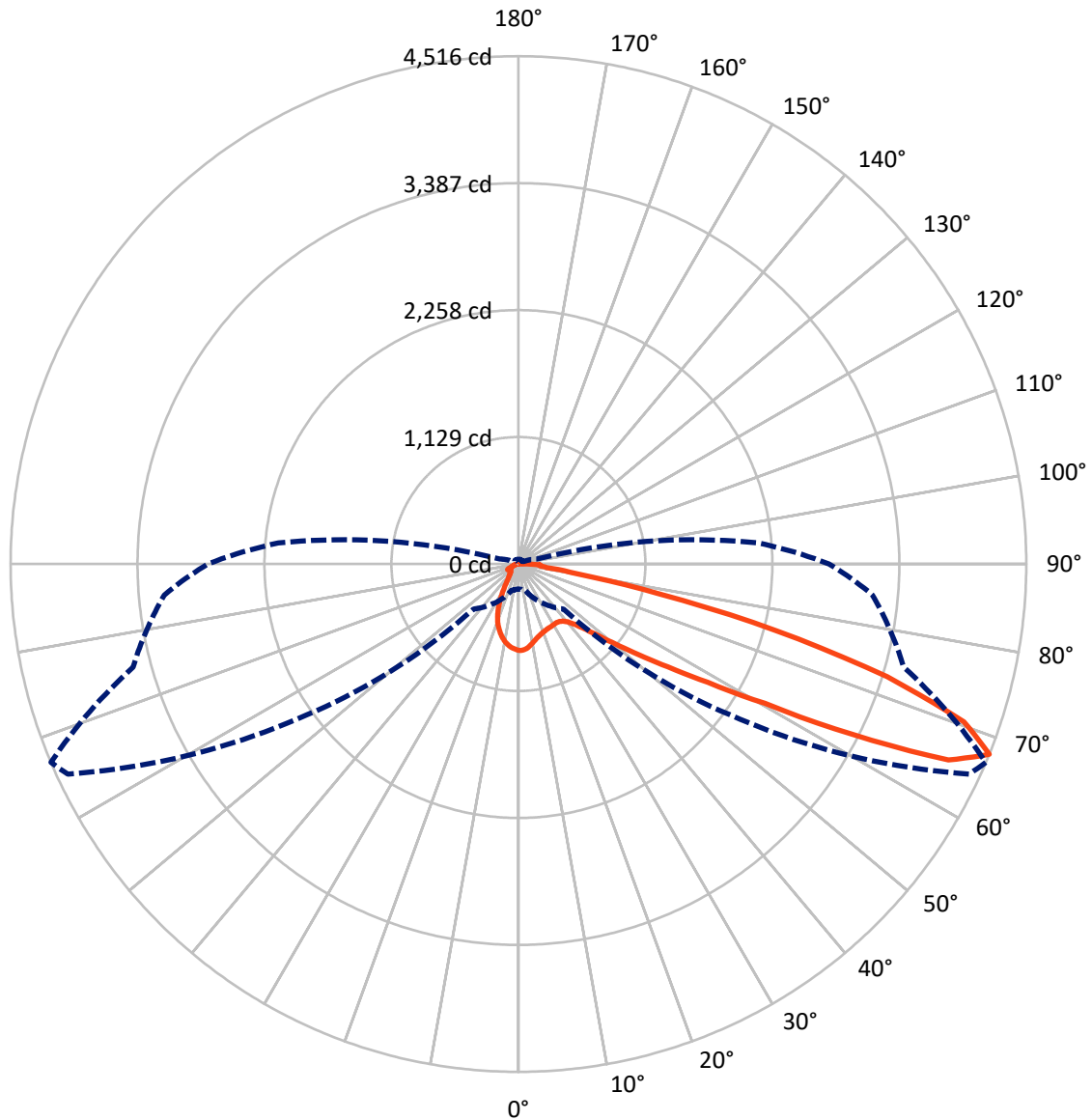


Based on 10 foot mounting height. Maximum calculated value = 7.7 fc
 Type II - Short - Semi-Cutoff

REPORT NUMBER: P270154

CATALOG NUMBER: GWC-AF-01-LED-E1-SL2-7027-600

Luminous Intensity Polar Plot



— Vertical Plane Through 67-Deg Lateral - - - Horizontal Cone Through 67.5-Deg Vertical

REPORT NUMBER: P270154

CATALOG NUMBER: GWC-AF-01-LED-E1-SL2-7027-600

FLUX DISTRIBUTION:

		Downward	Upward	Total
House Side	Lumens	590.5	0.0	590.5
	% Fixture	16.6	0.0	16.6
Street Side	Lumens	2973.3	0.0	2973.3
	% Fixture	83.4	0.0	83.4
Total	Lumens	3563.8	0.0	3563.8
	% Fixture	100.0	0.0	100.0

Coefficient of Utilization

ZONAL LUMENS:

Zone	Lumens	% Fixture
0°-10°	65.6	1.8
10°-20°	151.7	4.3
20°-30°	205.7	5.8
30°-40°	292.4	8.2
40°-50°	489.2	13.7
50°-60°	773.9	21.7
60°-70°	985.9	27.7
70°-80°	516.4	14.5
80°-90°	82.8	2.3
90°-100°	0.0	0.0
100°-110°	0.0	0.0
110°-120°	0.0	0.0
120°-130°	0.0	0.0
130°-140°	0.0	0.0
140°-150°	0.0	0.0
150°-160°	0.0	0.0
160°-170°	0.0	0.0
170°-180°	0.0	0.0
0°-90°	3563.8	100.0
0°-180°	3563.8	100.0



REPORT NUMBER: P270154

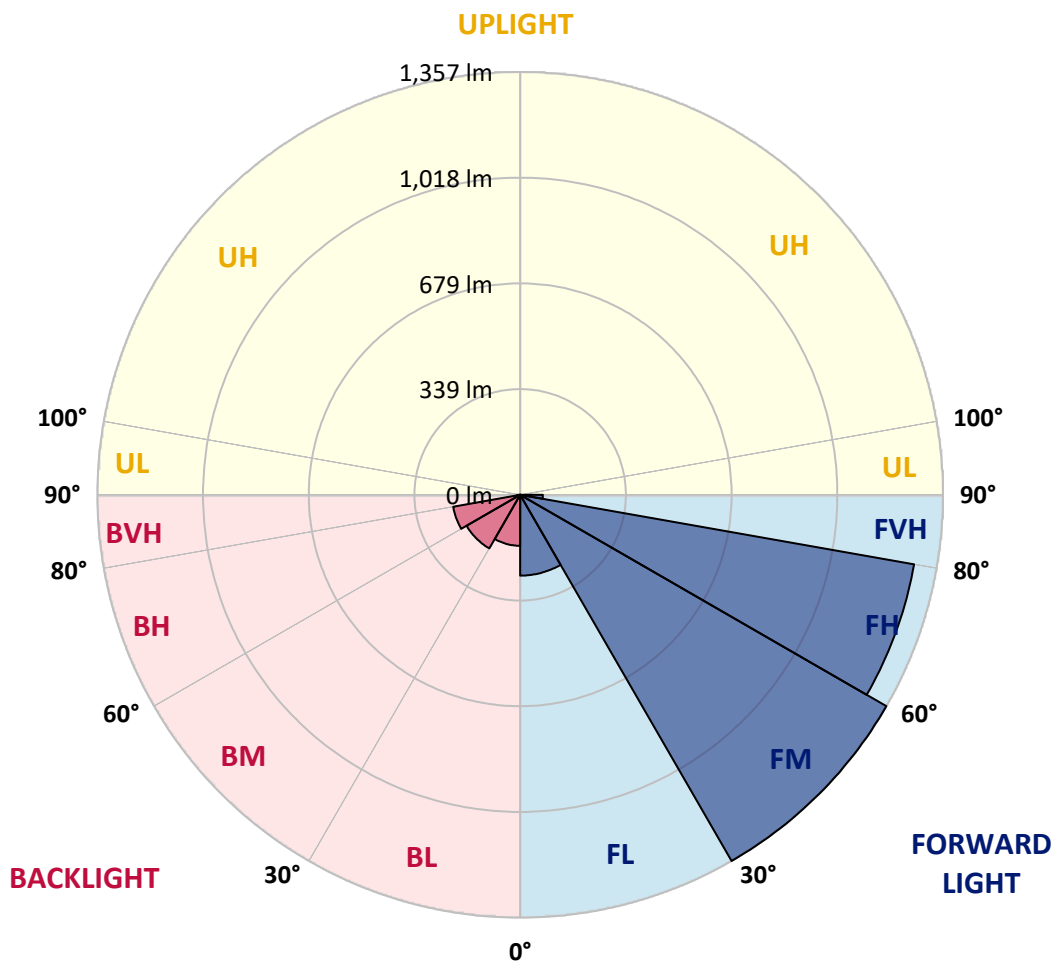
CATALOG NUMBER: GWC-AF-01-LED-E1-SL2-7027-600

LUMINAIRE CLASSIFICATION SYSTEM LUMEN TABLE AND BUG RATING:

Zone		Lumens	% Fixture	Zone Rating/Lumen Limit		
				B	U	G
FL	(0°-30°)	259.4	7.3			
FM	(30°-60°)	1357.2	38.1			
FH	(60°-80°)	1283.9	36.0			G1/1800
FVH	(80°-90°)	72.8	2.0			G1/100
BL	(0°-30°)	163.7	4.6	B1/500		
BM	(30°-60°)	198.4	5.6	B0/220		
BH	(60°-80°)	218.4	6.1	B1/500		G1/500
BVH	(80°-90°)	10.0	0.3			G0/10
UL	(90°-100°)	0.0	0.0		U0/0	
UH	(100°-180°)	0.0	0.0		U0/0	

BUG Rating: B1-U0-G1

Type II Short





REPORT NUMBER: P270154

CATALOG NUMBER: GWC-AF-01-LED-E1-SL2-7027-600

CANDELA DISTRIBUTION (FULL):

	0°	5°	15°	25°	35°	45°	55°	65°	67°	75°	85°
0°	768.7	768.7	768.7	768.7	768.7	768.7	768.7	768.7	768.7	768.7	768.7
2.5°	737.1	738.2	742.2	744.7	755.7	760.4	763.7	767.2	767.6	769.2	767.6
5°	659.7	662.4	669.5	677.6	699.2	715.9	733.7	752.2	755.6	767.4	770.7
7.5°	599.8	599.1	605.1	614.7	636.7	660.1	691.2	727.9	735.2	762.0	775.0
10°	556.1	555.5	561.8	572.0	592.8	614.9	650.1	700.3	710.5	753.4	779.1
12.5°	523.7	523.9	530.2	541.3	562.6	584.8	620.5	673.5	686.7	743.3	783.3
15°	502.2	503.7	508.8	520.6	541.3	563.5	598.6	653.5	668.2	735.5	788.1
17.5°	495.1	497.3	499.1	507.7	525.5	547.7	582.0	638.9	654.2	730.1	792.2
20°	501.8	504.4	501.1	503.9	515.3	535.0	569.0	627.2	643.0	723.9	792.8
22.5°	530.4	532.9	523.1	514.4	513.7	525.7	558.3	618.0	634.5	719.4	792.9
25°	580.8	582.5	565.9	545.9	526.3	522.4	550.8	611.7	629.2	715.3	789.6
27.5°	642.6	643.9	625.0	595.3	556.2	530.2	548.1	608.1	626.2	711.7	784.0
30°	717.9	723.8	698.3	661.0	603.8	553.5	553.4	606.1	622.9	705.8	772.9
32.5°	794.9	797.3	779.8	742.0	668.0	594.7	568.2	607.6	621.9	698.6	758.9
35°	873.0	876.0	864.7	834.3	755.7	655.0	597.1	615.8	627.3	696.0	748.9
37.5°	973.9	978.2	962.4	927.2	862.4	736.7	645.0	636.4	644.1	703.2	746.0
40°	1133.8	1131.8	1085.5	1033.2	979.1	841.3	713.6	671.8	676.1	725.8	755.1
42.5°	1319.6	1314.8	1235.3	1153.1	1107.3	967.8	804.3	732.7	731.8	770.4	787.4
45°	1468.0	1464.1	1392.5	1291.0	1254.5	1111.9	921.4	823.6	817.0	841.3	846.7
47.5°	1548.3	1548.5	1507.1	1424.4	1423.5	1295.0	1072.0	955.0	943.7	955.2	949.4
50°	1520.1	1523.9	1519.5	1493.2	1577.9	1535.2	1268.6	1138.3	1115.7	1126.8	1104.6
52.5°	1384.2	1388.9	1414.9	1455.3	1642.7	1825.3	1557.7	1366.1	1339.7	1335.6	1310.8
55°	1143.1	1148.8	1201.9	1311.7	1588.7	2020.2	2013.6	1656.4	1614.3	1576.3	1565.7
57.5°	787.9	797.5	882.9	1046.0	1414.2	2079.0	2556.3	2070.2	1984.8	1851.6	1854.1
60°	444.1	455.4	556.1	704.2	1061.9	2015.1	2969.3	2697.2	2516.8	2174.1	2192.4
62.5°	282.3	294.6	371.0	489.2	637.3	1670.6	3138.6	3568.5	3339.5	2571.6	2589.5
65°	228.7	233.9	269.9	403.9	462.7	1006.6	3010.1	4286.5	4201.2	3076.2	2992.6
67.5°	223.1	224.9	243.6	339.0	443.8	565.8	2401.0	4420.7	4515.5	3547.3	3160.3
70°	220.5	226.7	274.5	323.5	425.0	477.1	1442.9	4052.8	4202.4	3670.6	2937.0
72.5°	107.0	106.7	138.1	292.6	478.7	494.8	741.3	3279.2	3429.3	3180.0	2413.4
75°	86.2	79.0	75.4	107.2	460.3	511.0	472.4	2256.4	2365.0	2132.0	1483.6
77.5°	81.8	73.1	67.0	67.2	194.6	541.9	400.1	1248.9	1280.4	963.1	406.6
80°	67.8	59.7	55.3	62.4	94.2	516.2	432.7	565.2	518.6	236.6	135.4
82.5°	47.2	42.8	41.6	52.5	75.4	367.9	503.1	303.6	254.7	118.4	83.5
85°	30.1	25.6	28.4	38.2	58.7	169.8	518.2	236.8	188.3	75.2	47.2
87.5°	13.8	11.3	14.1	21.1	38.3	58.5	493.1	265.9	193.9	39.7	29.7
90°	0.0	0.0	0.0	0.0	0.0	0.0	0.0	0.0	0.0	0.0	0.0



REPORT NUMBER: P270154

CATALOG NUMBER: GWC-AF-01-LED-E1-SL2-7027-600

CANDELA DISTRIBUTION (continued):

	90°	95°	105°	115°	125°	135°	145°	155°	165°	175°	180°
0°	768.7	768.7	768.7	768.7	768.7	768.7	768.7	768.7	768.7	768.7	768.7
2.5°	769.0	765.7	763.1	758.2	752.7	747.4	742.7	736.7	735.0	733.3	735.8
5°	771.6	768.2	758.4	743.3	726.6	711.1	695.4	682.1	673.8	669.2	671.8
7.5°	775.1	770.4	750.4	722.6	692.7	665.1	636.9	614.3	597.6	589.6	592.0
10°	778.6	769.4	736.7	695.1	651.1	610.4	565.8	528.8	501.4	487.1	490.5
12.5°	780.0	765.4	717.6	660.7	600.3	540.6	474.8	419.7	380.3	365.9	362.9
15°	781.3	760.8	696.5	621.4	539.1	454.5	362.3	296.4	263.7	256.3	254.8
17.5°	781.6	752.9	672.7	578.9	467.1	352.0	247.8	205.8	206.0	217.6	218.9
20°	778.0	741.1	643.5	526.0	381.1	243.4	170.0	163.0	189.5	218.5	221.9
22.5°	769.6	725.4	610.7	464.3	282.3	160.3	131.6	139.5	173.8	209.3	213.3
25°	758.9	706.4	572.0	392.7	186.9	114.5	110.3	120.1	143.2	166.9	169.2
27.5°	744.2	684.0	528.3	311.0	121.5	94.4	97.1	103.7	113.1	123.7	124.8
30°	725.4	657.1	481.8	226.7	91.7	84.9	88.9	92.4	96.5	102.4	102.9
32.5°	703.8	631.2	433.9	156.6	81.3	79.9	83.2	84.9	88.0	91.7	92.0
35°	685.8	606.6	384.4	110.8	77.0	76.3	78.4	79.1	82.0	86.1	86.4
37.5°	675.3	586.7	333.2	89.3	74.0	72.9	74.2	74.2	78.4	84.4	85.2
40°	676.1	575.5	282.1	80.7	71.5	70.1	70.2	70.2	75.7	82.3	82.7
42.5°	695.3	578.4	236.8	77.3	69.6	68.0	67.2	67.6	72.3	76.4	76.7
45°	740.3	598.2	194.3	75.2	67.6	67.2	65.1	65.0	66.7	68.7	68.7
47.5°	814.0	637.3	165.4	73.8	66.0	65.8	63.6	61.4	61.2	61.9	61.9
50°	934.1	704.9	146.1	72.3	65.0	63.6	60.9	57.5	56.2	56.8	56.8
52.5°	1114.0	825.4	138.7	70.1	62.7	60.5	57.5	54.0	52.9	53.1	53.1
55°	1350.1	1010.1	137.6	67.6	60.2	56.7	54.1	51.6	50.2	50.7	50.7
57.5°	1638.5	1265.9	156.5	63.8	57.0	52.7	51.4	49.5	48.7	49.1	49.0
60°	1989.0	1600.5	232.0	59.7	53.5	49.1	49.1	47.8	47.2	47.6	47.4
62.5°	2392.8	1984.8	326.2	56.8	50.0	46.4	47.2	46.4	45.8	46.1	45.9
65°	2751.1	2235.3	305.5	54.4	46.6	43.7	44.9	44.6	44.0	44.5	44.2
67.5°	2761.4	2142.5	171.5	52.0	43.2	41.1	42.8	42.7	42.4	42.7	42.5
70°	2464.4	1809.0	96.7	47.4	39.7	38.0	40.5	40.2	39.9	40.7	40.5
72.5°	1974.5	1312.9	70.6	41.9	36.2	34.7	37.4	37.3	37.3	38.3	37.8
75°	1136.1	675.5	56.5	35.8	32.5	31.4	33.7	34.0	34.2	35.7	34.7
77.5°	323.8	210.6	46.1	30.5	27.9	27.4	29.9	30.3	30.5	32.0	30.6
80°	120.5	96.9	38.0	25.5	22.8	23.0	25.3	25.8	26.1	27.6	25.8
82.5°	76.7	64.0	30.7	19.8	18.0	17.7	20.5	21.3	21.3	21.4	20.4
85°	44.8	38.3	23.1	14.3	12.7	12.1	15.4	16.4	16.0	15.6	14.9
87.5°	30.1	26.4	14.3	7.9	6.8	6.5	9.0	9.8	9.5	9.0	8.4
90°	0.0	0.0	0.0	0.0	0.0	0.0	0.0	0.0	0.0	0.0	0.0

(END OF REPORT)